



**SUMMER VACATION  
HOME ASSIGNMENT  
CLASS-II**



Dear Parents,

Holidays are time when you can connect with your child in many ways. As you are your child's first and most important teacher, you can encourage your child's love of learning by participating in educational activities at home. Working together on the activities will help your child build confidence, learn to reason and develop skills necessary for his/her education.

- Spend quality time with your children. Take them to see places of interest in your city.
- Remember to make notes and click photographs of the places you visit.  
Take your child for a morning walk, talk about things you can see around.
- Make your child read a paragraph of English newspaper or English story book daily. Explain them the meaning. Note down difficult words in a diary and write their meaning respectively. This will help your child build good vocabulary.  
Let your child help around the house doing small jobs like dusting, cleaning the table, filling water bottles, watering the plants etc.
- Take your child out for a movie and have fun together. •  
Converse with your child in English.
- Please make sure that your child completes his/her holiday homework.
- 

Dear Children,

- Revise all the work that is done till now of each & every subject in school.
- Improve your handwriting by writing one page of English(cursive) and Hindi on regular basis.
- You need to take a printout of the home work as it is to be submitted in the school.
- Please take care of the neatness of the work.

**Note:-**

- Kindly submit the holiday homework on **5<sup>th</sup> July 2018**
- School will reopen on **21<sup>st</sup> June 2018(Thursday)**.

**All about  
ME**

My Name is \_\_\_\_\_

*My Best Friend*

is \_\_\_\_\_  
\_\_\_\_\_  
\_\_\_\_\_

When I grow up I want to be a  
\_\_\_\_\_

*My  
nickname  
is*

\_\_\_\_\_

**My Favourite  
Place is**

\_\_\_\_\_


**In My FAMILY**

I have

\_\_\_\_\_ brothers

\_\_\_\_\_ sisters

**My Favourite colour**



I celebrate my  
Birthday on

\_\_\_\_\_

Book I love to read

\_\_\_\_\_  
\_\_\_\_\_

I love eating

\_\_\_\_\_  
\_\_\_\_\_

*My Favourite Subject*

\_\_\_\_\_

*My Hobbies are*

\_\_\_\_\_  
\_\_\_\_\_

I feel happy when

\_\_\_\_\_  
\_\_\_\_\_

## **Dolch Sight Words: Second Grade**

- |            |           |           |
|------------|-----------|-----------|
| 1. always  | 17. gave  | 33. these |
| 2. around  | 18. goes  | 34. those |
| 3. because | 19. green | 35. upon  |
| 4. been    | 20. its   | 36. us    |
| 5. before  | 21. made  | 37. use   |
| 6. best    | 22. many  | 38. very  |
| 7. both    | 23. off   | 39. wash  |
| 8. buy     | 24. or    | 40. which |
| 9. call    | 25. pull  | 41. why   |
| 10. cold   | 26. read  | 42. wish  |
| 11. does   | 27. right | 43. work  |
| 12. don't  | 28. sing  | 44. would |
| 13. fast   | 29. sit   | 45. write |
| 14. first  | 30. sleep | 46. your  |
| 15. five   | 31. tell  |           |
| 16. found  | 32. their |           |

## ASSIGNMENT 1

1. Colour the space Red if it is the name of a Person.
2. Colour the space Blue if it is the name of a Thing.
3. Colour the space Yellow if it is the name of a Place.
4. Colour the space Green if it is the name of a Animal.

|               |               |              |                |
|---------------|---------------|--------------|----------------|
| <b>mother</b> | <b>school</b> | <b>dog</b>   | <b>flower</b>  |
| <b>bee</b>    | <b>driver</b> | <b>tree</b>  | <b>cow</b>     |
| <b>cake</b>   | <b>monkey</b> | <b>den</b>   | <b>boy</b>     |
| <b>pilot</b>  | <b>farm</b>   | <b>yak</b>   | <b>home</b>    |
| <b>class</b>  | <b>thief</b>  | <b>zoo</b>   | <b>ring</b>    |
| <b>lion</b>   | <b>crow</b>   | <b>pen</b>   | <b>jungle</b>  |
| <b>water</b>  | <b>lake</b>   | <b>sheep</b> | <b>teacher</b> |
| <b>king</b>   | <b>sack</b>   | <b>wolf</b>  | <b>bus</b>     |

Choose any 4 naming words from the words written in assignment 1 and frame sentences using those words.

1) .....

---

---

---

---

---

---

---

---

2) .....

---

---

---

---

---

---

---

---

3) .....

---

---

---

---

---

---

---

---

4) .....

---

---

---

---

---

---

---

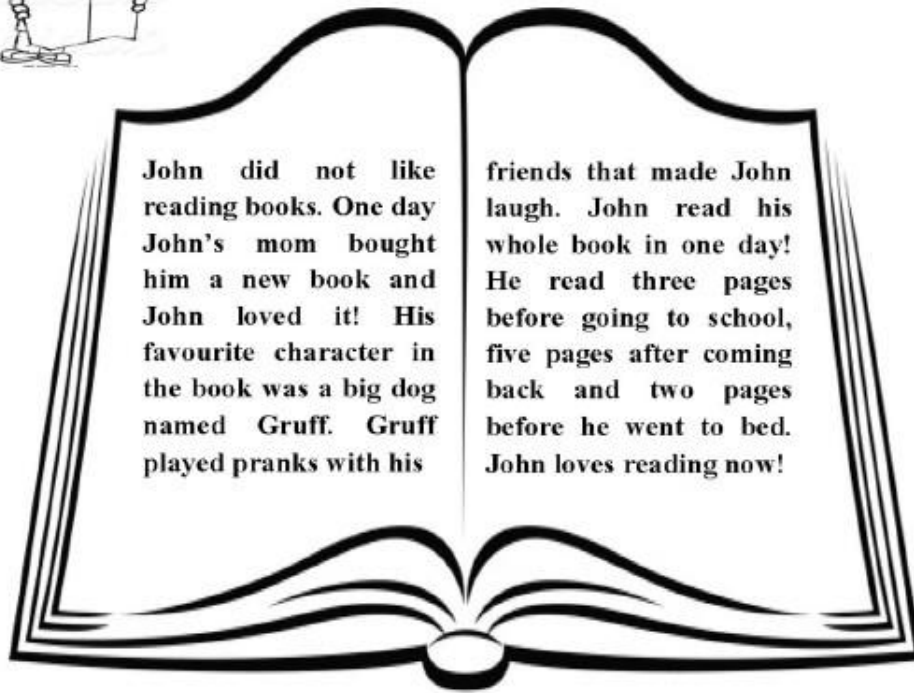
---

## ASSIGNMENT 2

Q. Read the comprehension and answer the questions.



### John's New Book



John did not like reading books. One day John's mom bought him a new book and John loved it! His favourite character in the book was a big dog named Gruff. Gruff played pranks with his

friends that made John laugh. John read his whole book in one day! He read three pages before going to school, five pages after coming back and two pages before he went to bed. John loves reading now!

1. Who was John's favourite character in the book?

\_\_\_\_\_

2. How many pages were there in all in John's book?

\_\_\_\_\_

3. Give the opposite of :

a. laugh : \_\_\_\_\_

c. new : \_\_\_\_\_

b. big : \_\_\_\_\_

d. after : \_\_\_\_\_

4. Frame sentences with :

a. favourite:


\_\_\_\_\_

b. book:


\_\_\_\_\_

## ASSIGNMENT 3

Write position of cat in each picture.



The cat is ..... the sofa.




The cat is ..... the sofa.



The cat is ..... the sofa.



The cat is ..... the sofa.



The cat is ..... the sofa.

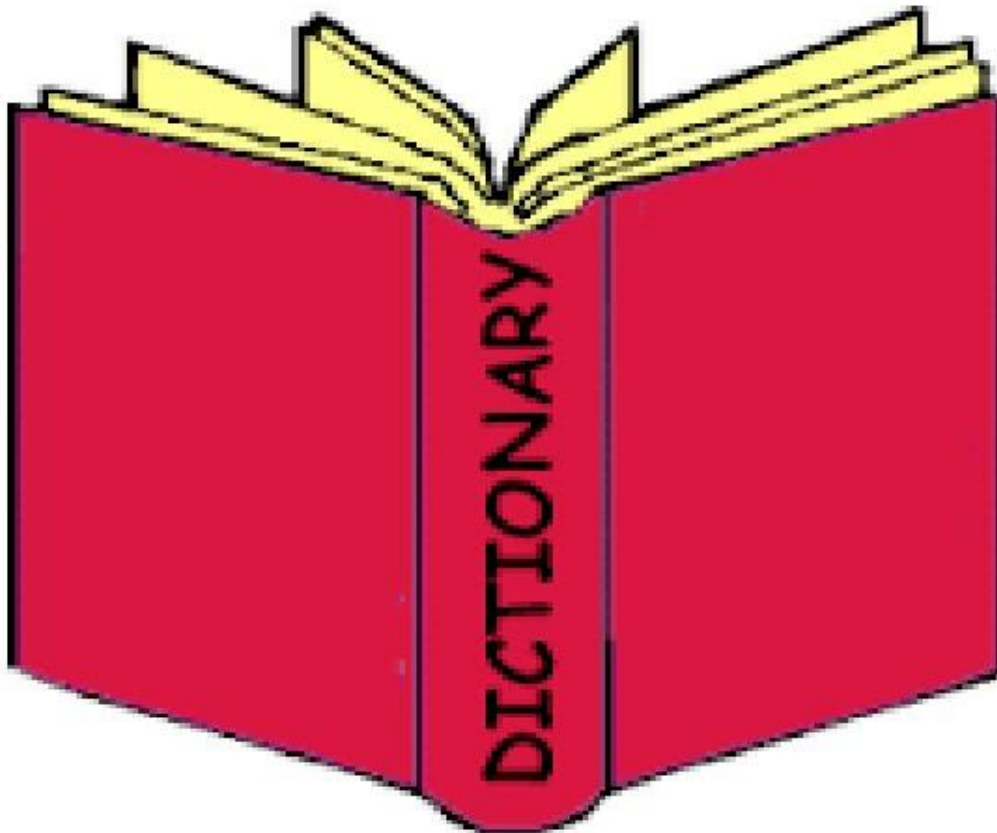


The cat is ..... the sofa.



## ASSIGNMENT 4

Read newspaper daily. Find a new word from it ,write its meaning and paste its picture and make a picture dictionary in a creative manner on A-4 size coloured pastel sheets .



MEGA PROJECT :-

Create your own safety train. Write ten safety rules on a train .

Whenever you come across a Naming word , write it in a bold letter.

Don't forget to write its Rhyming word.

For example :-

Don't play on the road. \_\_\_\_\_

road - board



ASSIGNMENT 1

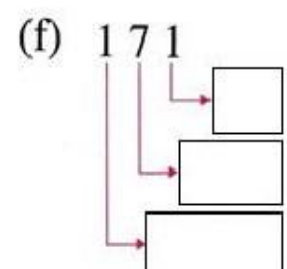
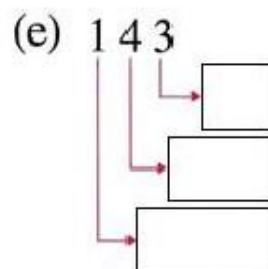
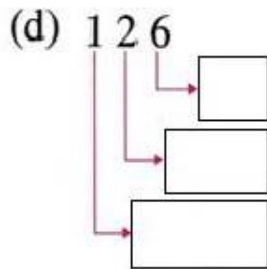
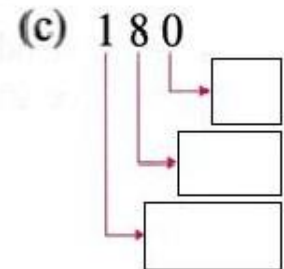
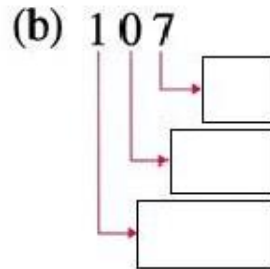
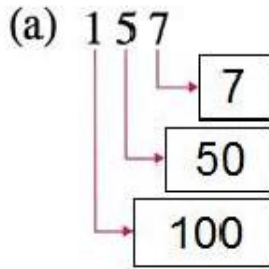
Sort the marbles into the correct jars:

The image shows a sorting activity with two jars and several numbered marbles. The top jar is labeled "odd" and the bottom jar is labeled "even". The marbles are arranged around the jars. The number 6 is crossed out with a diagonal line and is placed inside the "even" jar. The other marbles are scattered around the jars.

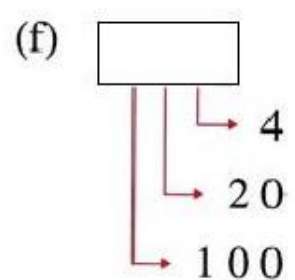
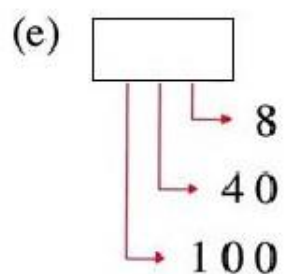
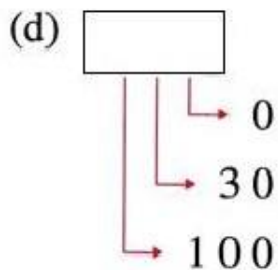
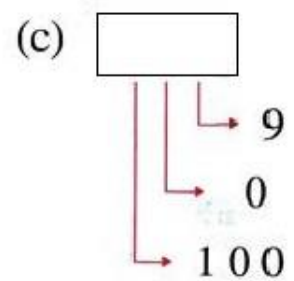
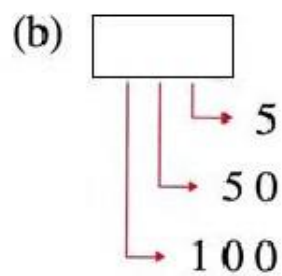
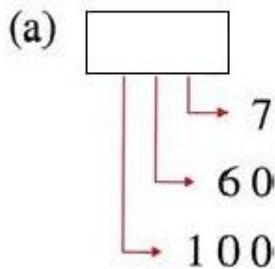
Marbles with numbers: 83, 20, 52, 48, 37, 92, 10, 17, ~~6~~, 29, 66, 51, 5, 23, 36, 39, 99, 75, 78, 44, 1, 14, 96, 84, 60, 67, 87, 18, 55, 71, 40.

## ASSIGNMENT 2

Q1. Write the place value of the following numbers:




Q2. Form the numbers for the following:



# ASSIGNMENT3


Q1. Arrange the numbers in ascending order.

17 82  
78 65  
24 44




|  |  |  |  |  |  |
|--|--|--|--|--|--|
|  |  |  |  |  |  |
|--|--|--|--|--|--|

|  |  |  |  |  |  |
|--|--|--|--|--|--|
|  |  |  |  |  |  |
|--|--|--|--|--|--|



3 98  
29 72  
41 68


12 81  
95 56  
26 19



|  |  |  |  |  |  |
|--|--|--|--|--|--|
|  |  |  |  |  |  |
|--|--|--|--|--|--|

Q2. Arrange the numbers in descending order.

|  |  |  |  |  |  |
|--|--|--|--|--|--|
|  |  |  |  |  |  |
|--|--|--|--|--|--|




85 45  
69 32  
56 18

94 62  
38 42  
77 4



|  |  |  |  |  |  |
|--|--|--|--|--|--|
|  |  |  |  |  |  |
|--|--|--|--|--|--|

|  |  |  |  |  |  |
|--|--|--|--|--|--|
|  |  |  |  |  |  |
|--|--|--|--|--|--|



27 88  
15 6  
99 55

## MEGA PROJECT :-

Use various geometrical shapes to create a road scene. Write two measures one should follow to avoid accidents on roads.

Use A4 size sheet to display your work.



# Environmental Science

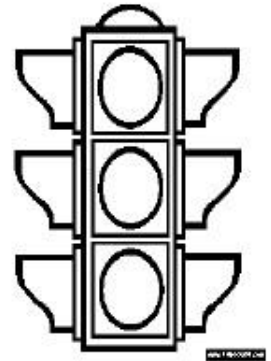
## ASSIGNMENT 1

Q1. You must have seen traffic signals on the road. Do you know what do the colours of traffic light signify? Colour the traffic light also.

Red light says:.....

Yellow light says: .....

Green light says:.....



Q2. Write the emergency phone numbers:

a) Dial..... to call the police.

b) Dial ..... to call the fire brigade.

c) Dial .....to call the ambulance.

Q3. What does the path with light and dark strips across a road called?

.....

Q4. Match the following road signs.

a) School ahead

b) Railway crossing ahead

c) Free left turn

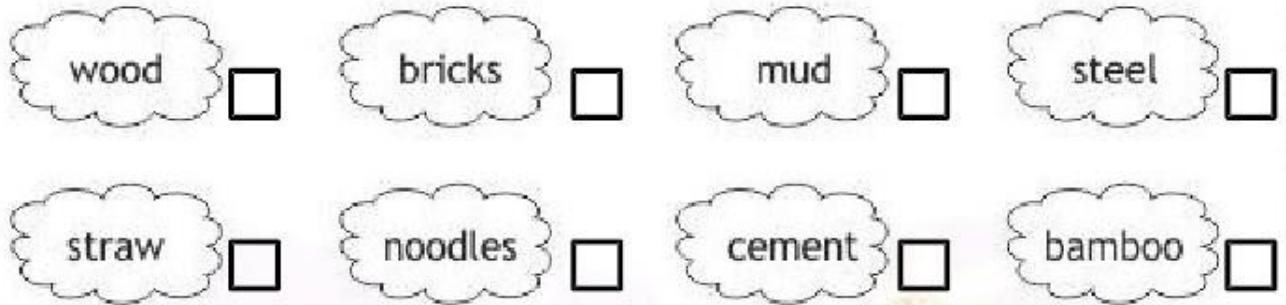
d) No horn

e) Round about ahead



## ASSIGNMENT 2

Q1. My Grandfather is constructing a house in the village. Put tick on the correct item he requires to build his house.



Q2. Services of many people are required to build a good house. Write the names of people required to build a house. Also write the work they do.

| Name of the helpers | Work Done |
|---------------------|-----------|
|                     |           |
|                     |           |
|                     |           |
|                     |           |
|                     |           |
|                     |           |
|                     |           |
|                     |           |

Q3. Name one Kuchcha House and one Pucca House.

a) Kutcha House: .....

b) Pucca House: .....



Q4. Tick the correct option.

1. This animal cannot be used as a means of transport.

- (a) Lion                      (b) Horse                      (c) Elephant


2. This city does not have the Metro train service yet.

- (a) Delhi                      (b) Kolkata                      (c) Surat

3. It is the costliest means of transport.

- (a) Train                      (b) Aeroplane                      (c) Car

Q5. Write (L) for land transport, (W) for water transport, (A) for air transport.



ASSIGNMENT3

Count your steps

Hey kids, walk around in your house. Find out how many steps will you take to go from one place to the other.



**Bedroom**



**Bathroom**



Bedroom to bathroom ..... steps  
Bedroom to kitchen ..... steps



**Kitchen**




**Entrance door**

kitchen to entrance door ..... steps  
Entrance door to bathroom ..... steps


## MEGA PROJECT :-

Search internet and collect information from other sources to create a newsletter on safety of children from strangers. Use A4 size colourful sheets ,relevant and colourful pictures to make your project attractive.



जादू की दुनिया

1. अगर आपको अपनी जादू की दुनिया बनानी हो तो वह कैसी दिखाई देगी? चित्र बनाकर उस जादू की दुनिया पर चार वाक्य लिखें।



---

---

---

---

---

2. अपने परिवार के बारे में बताओ—कौन कैसा है? सबके लिए दो-दो बातें लिखो।

मेरे दादा जी : .....

यहाँ फोटो  
चिपकाओ

यहाँ फोटो  
चिपकाओ

मेरी दादी जी : .....

मेरे नाना जी : .....

यहाँ फोटो  
चिपकाओ

यहाँ फोटो  
चिपकाओ

मेरी नानी जी : .....

मेरे पापा : .....

यहाँ फोटो  
चिपकाओ

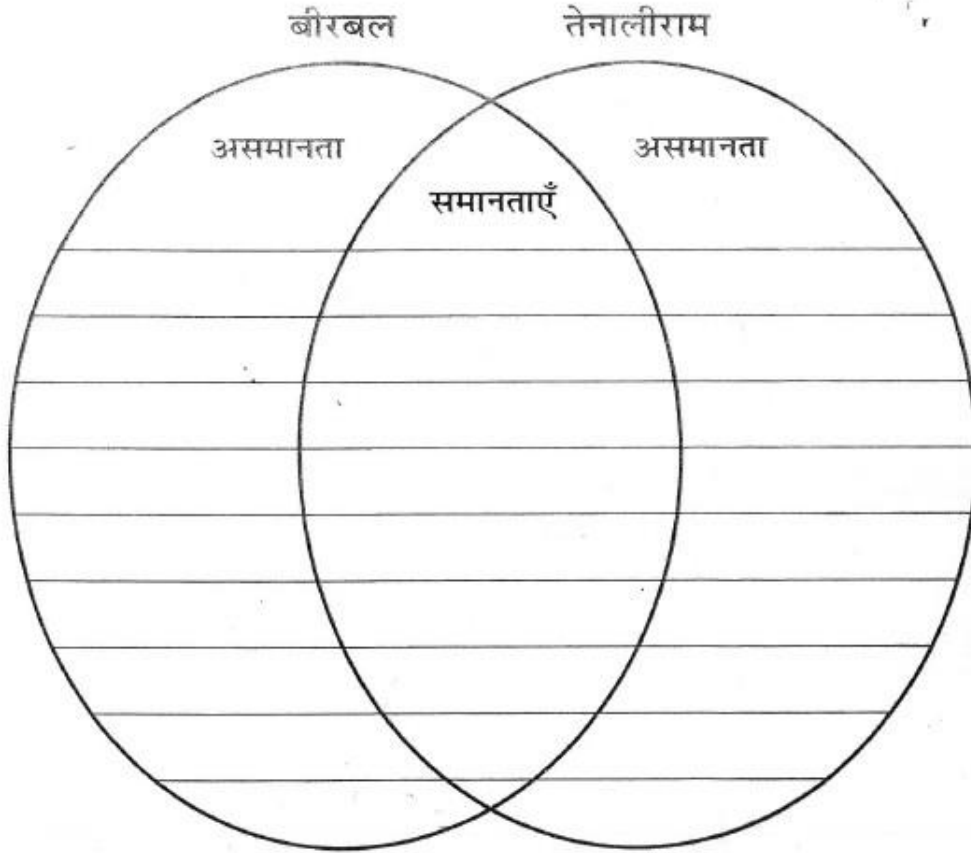
यहाँ फोटो  
चिपकाओ

मेरी मम्मी : .....

मेरा भाई / मेरी बहन : .....

यहाँ फोटो  
चिपकाओ

3 . बीरबल और तेनालीरामन में क्या-क्या समानताएँ और विभिन्नताएँ थीं? किन्हीं तीन को दिए गए स्थान में लिखें।






## राष्ट्रीय पशु



नीचे दिए चित्र में सुन्दर रंग भरो तथा बाघ पर तीन वाक्य लिखो।  
4.



Blank lined area for writing three sentences about the tiger.

# Computer

Q1. Fill in the blanks, using the words given in the box:


**Games**  
**calculations**  
**letters**

**picture**  
**music**



- a) We can listen to .....with the help of a computer.
- b) We can draw .....on a computer.
- c) A computer helps us in doing .....
- d) We can write .....with the help of a computer.
- e) We can play .....with the help of a computer.

Q2. This is a computer keyboard. There are different keys on the keyboard. Colour the keys using the instructions given below:-



- 1) Number keys as GREEN.
- 2) Alphabetic keys as RED.
- 3) Enter key as BROWN.
- 4) Space bar as YELLOW.
- 5) Shift keys as ORANGE.
- 6) Backspace key as BLUE.
- 7) Caps Lock key as PINK.
- 8) All other keys as GRAY.







