



SUMMER VACATION HOME ASSIGNMENT CLASS-IV

Dear Parents,

It is summer vacation, a time to relax as well as fruitfully occupy the children in various scholastic and co – scholastic areas. Kindly motivate and lend support to your children and ensure that they complete the work well -in -time and to the best of their ability. Your encouragement can actually make a huge difference to the learning outcomes of these projects.

Dear children,

We are sure that all of you must be enjoying your holidays. You must have started making plans to visit your grandparents, relatives and friends, watching television during the day, taking a dip in the swimming pool and joining some activity classes with your friends. We wish that you enjoy every minute of this long break with your family and friends. It will be great if you are able to find time to visit museums and monuments, learn new things, explore new areas near your house, play indoor and outdoor games , read as many story books as you can ,help your parents and grandparents, go for morning walk and play in the park in the evenings during your long summer break. We are giving you a variety of fun-filled activities and worksheets which you can do during the noon time. Do them neatly and submit the worksheets to your teachers after the vacation.

We wish you a fun filled summer break full of activities .

General instructions:-

- 1) Attempt your work neatly.
- 2) Use different coloured sheets for different subjects in order to make

your homework attractive and beautiful. The colours for the subjects are as follows:-

English- Red, Social Science and Science-Blue, Hindi- Orange, Maths- Green

3) Use A-4 size sheets for all the questions given below and worksheets. Bind them together in a beautiful folder with your name and class written at the top of the folder and submit it to your teacher on **5th July 2018**

.**Learn Dolch sight words given in the Holidays Homework and** do practise of cursive writing in 'Cursive Writing' book (Page no. 1- 12).

Note :- School will reopen on 21st June 2018 (Thursday).

THEME- INCREDIBLE INDIA



MEGA PROJECTS

English Project Work

- LEARN A DIFFERENT LANGUAGE

Pick any five states of India and find out the local/regional language spoken in those states. Write the terms used in those languages for the following on ruled A4 size sheets.

Hello !

How are you ?

I am fine, thank you.

My name is _____.

I study in _____ school.



Hindi Project Work

- किसी पर्यटन स्थल का अपने शब्दों में वर्णन कीजिए। **A4 Size sheet** पर उसका चित्र चिपकाइए तथा उसके विषय में लिखिए।
- सभी मात्राओं के 10 शब्द लिखें।

आ की मात्रा	इ की मात्रा	ई की मात्रा	उ की मात्रा	ए की मात्रा	ओ की मात्रा	औ की मात्रा

Science Project Work


- National Parks and Wildlife Sanctuaries in India have something refreshing to offer you. The wildlife calling is indeed adventurous and enthralling, there is nothing like spotting rare and common species in their natural habitats.



Make a beautiful project on wildlife sanctuaries in India and collect the following information about 10 sanctuaries of India with their pictures and also make the powerpoint presentation for the same:

- Write their best time to visit
- Why they are famous for
- What type of species of animal present there
- Write about their endangered and extinct species in the sanctuaries.

Social Studies Project Work



- Get to know the Region

- 1) Ask your child to identify the five chosen states and their capitals on a physical map of India.
- 2) Ask your child to create a comparative table/ chart/poster for the five chosen states on the following aspects:
 - Physical features
 - Clothing
 - Food
 - Types of vegetation

Maths Project Work

- MY FAMILY TRIP



a) Introduction: A family of four (4 adults) are visiting Ladakh from New Delhi for 7 days. Solve the problems below to calculate their total cost for the entire week.

b) Air fare: A ticket for one adult costs Rs 1000 to and fro. How much is the total air fare for 4 adults?

c) Package tour: The family decided to take a packaged tour for the entire week. The package included the hotel stay and travel by taxi in and around Ladakh. The room was given at a cost of Rs 3500 per week. Two such rooms were booked for the entire week. The local travel cost the family Rs 10000 for the week. Calculate the total cost of the package tour.

d) Lunch: The family spends around Rs 500 everyday on lunch. What is the amount spent by them on lunch that week?

e) Shopping: The family went to the local market to shop for souvenirs and traditional clothes. Their bill amounted to a total of Rs 1632. The father paid an amount of Rs 2000 to the shopkeeper. How much money should he get back ?

f) Dinner: The family went out for dinner to a five star restaurant. Their total amount was Rs 500. What is the amount spent by them for the dinner that week ?

g) Total amount spent on holiday: Find out the total expenditure the family spent on their holiday.



www.shutterstock.com · 180389711

WORKSHEET-1

Comprehension

Ricky Martin has a big red dog called Pepper. They have great fun together. They play games together. Ricky throws a ball and Pepper brings it back. Ricky and Pepper also play hide and seek. Ricky can find Pepper no matter where he hides. Sometimes Ricky and Pepper camp out in the garden. Pepper can do tricks. He can sit up and beg.

Pepper has some bad habits too. He runs after cars and chases them. He runs after cats too. He digs up flowers. He also chews shoes. At times Ricky puts Pepper in a kennel and closes him and does not allow him to come out. Pepper is also a good watch dog.



A. Answer the following questions.

1. Who is Pepper?

2. What games do Ricky and Pepper play?

3. Where do Ricky and Pepper camp out?

4. What tricks can Pepper play?

5. What does Ricky do when Pepper misbehaves?

B. Complete the sentences.

1. Pepper _____ after cars and _____ them.
2. Pepper _____ up shoes.
3. When Pepper is naughty Ricky puts him _____

C.



1. throw _____
2. sit _____
3. after _____
4. close _____
5. come _____

D. Pick out two Proper Noun from the passage.

1. _____
2. _____

E. Pick out two Common Noun from the passage.

1. _____
2. _____

F. Pick out two adjectives from the passage.

1. _____
2. _____

G. Pick out two verbs from the passage.

1. _____
2. _____



Dolch Sight Words

(3rd Grade)



about	better	bring
carry	clean	cut
done	draw	drink
eight	fall	far
full	got	grow
hold	hot	hurt
if	keep	kind
laugh	light	long
much	myself	never
only	own	pick
seven	shall	show
six	small	start
ten	today	together
try	warm	

WORKSHEET -1

1 . समान तुक वाले शब्द लिखो -

- क) सिखाता - दिखाता
ख) देती -
ग) करना -
घ) खाना -

2 . दिए गए शब्दों का वर्ण विच्छेद कीजिए -

- क) तिनका

- ख) पशु -.....
ग) दाना
घ) सितारे

3. चित्र को देखकर वाक्य लिखो।

क)



.....
.....

ख)



.....
.....

ग)



.....
.....

WORKSHEET - 1

1. Paste the following in a scrap book

a. Using dried leaves make figures of 5 different animals as shown.

b. Paste 1 Picture of each of the following kinds of plants and label them:

- Climber
- Creeper
- Herbs
- Shrubs
- Trees

2. Write the name and type (Herbs, shrubs, creepers and climbers) of the plants:



3. List three things to take care of plants

a. _____

b. _____

c. _____

4. Write one difference and one similarity between Creeper and Climber

	CREEPER	CLIMBER
Difference		
Similarity		

5. Fill in the blanks :

- a. _____ is an example of water plant.
- b. We eat leaves of _____ plant.
- c. Plants also give us _____ and _____.
- d. Turmeric and Mint are the examples of _____.
- e. _____ is the plant which grows completely underwater.

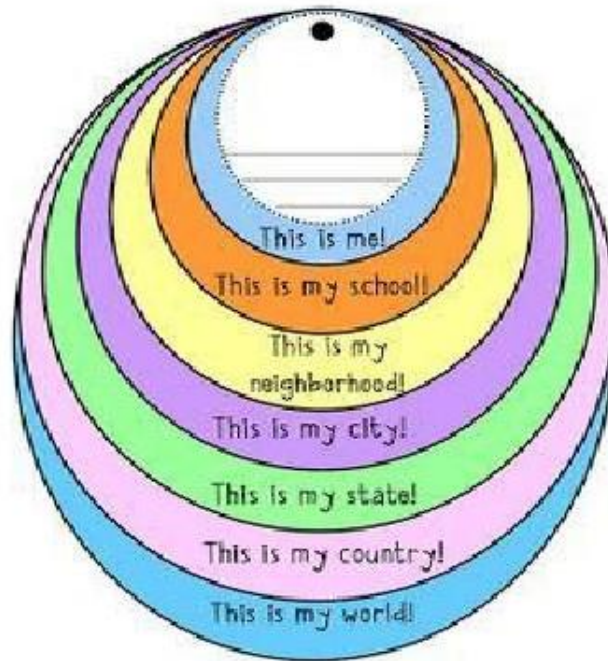
6. State True or False

- a. Weed is a plant that grows where it is not needed. _____
- b. Wild plants are planted by a farmer. _____
- c. Creeper grows along the ground. _____

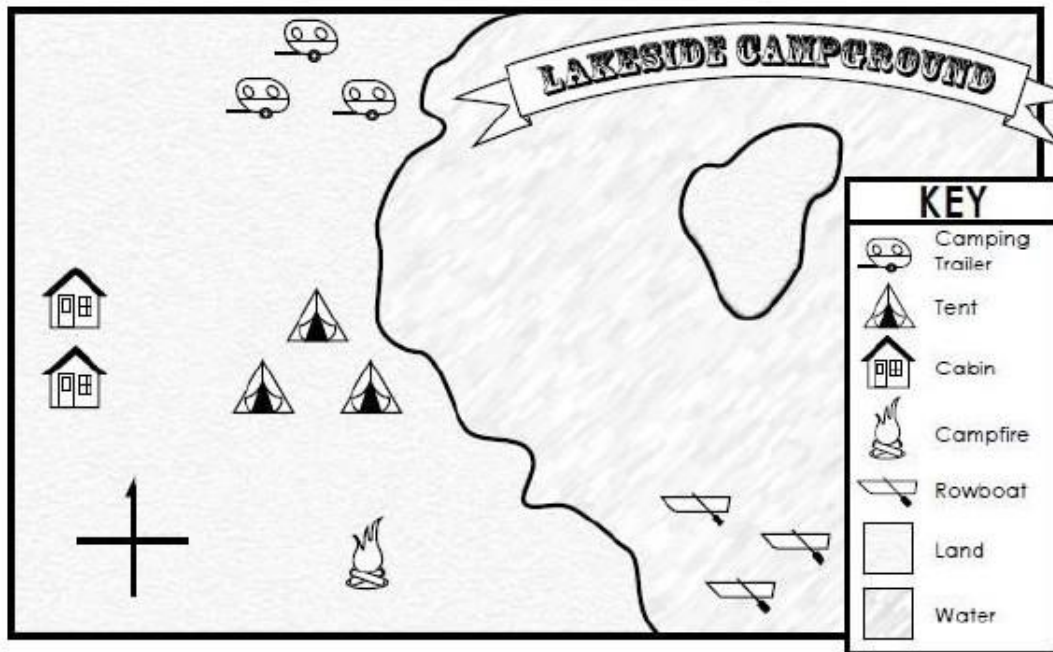
d. We should pluck flowers at public gardens. _____

WORKSHEET-1

Q1 Make a flip book as shown using coloured sheets. . Write about you, your street, school, town, state, country, continent and planet.



Reading a Map



1. Label **N**, **S**, **E**, and **W** on the compass rose.
2. Color the land **green** and the water **blue**.

Write **north**, **south**, **east**, or **west** to complete each sentence.

3. The rowboats are _____ of the campfire.
4. The camping trailers are _____ of the tents.
5. The cabins are _____ of the tents.
6. The campfire is _____ of the camping trailers.
7. The island is _____ of the cabins.

S

WORKSHEET-1

Q 1. Add the numbers and write down the correct answer .

$$\begin{array}{r} 1) \quad 537 \\ + \quad 132 \\ \hline \hline \end{array}$$

$$\begin{array}{r} 2) \quad 231 \\ + \quad 324 \\ \hline \hline \end{array}$$

$$\begin{array}{r} 3) \quad 636 \\ + \quad 141 \\ \hline \hline \end{array}$$

$$\begin{array}{r} 4) \quad 235 \\ + \quad 163 \\ \hline \hline \end{array}$$

$$\begin{array}{r} 5) \quad 431 \\ + \quad 316 \\ \hline \hline \end{array}$$

$$\begin{array}{r} 6) \quad 341 \\ + \quad 610 \\ \hline \hline \end{array}$$

$$\begin{array}{r} 7) \quad 727 \\ + \quad 041 \\ \hline \hline \end{array}$$

$$\begin{array}{r} 8) \quad 033 \\ + \quad 153 \\ \hline \hline \end{array}$$

$$\begin{array}{r} 9) \quad 132 \\ + \quad 306 \\ \hline \hline \end{array}$$

$$\begin{array}{r} 10) \quad 221 \\ + \quad 330 \\ \hline \hline \end{array}$$

$$\begin{array}{r} 11) \quad 222 \\ + \quad 254 \\ \hline \hline \end{array}$$

$$\begin{array}{r} 12) \quad 405 \\ + \quad 120 \\ \hline \hline \end{array}$$

$$\begin{array}{r} 14) \quad 636 \\ + \quad 032 \\ \hline \hline \end{array}$$

$$\begin{array}{r} 15) \quad 330 \\ + \quad 510 \\ \hline \hline \end{array}$$

$$\begin{array}{r} 16) \quad 027 \\ + \quad 051 \\ \hline \hline \end{array}$$

$$\begin{array}{r} 17) \quad 707 \\ + \quad 151 \\ \hline \hline \end{array}$$

